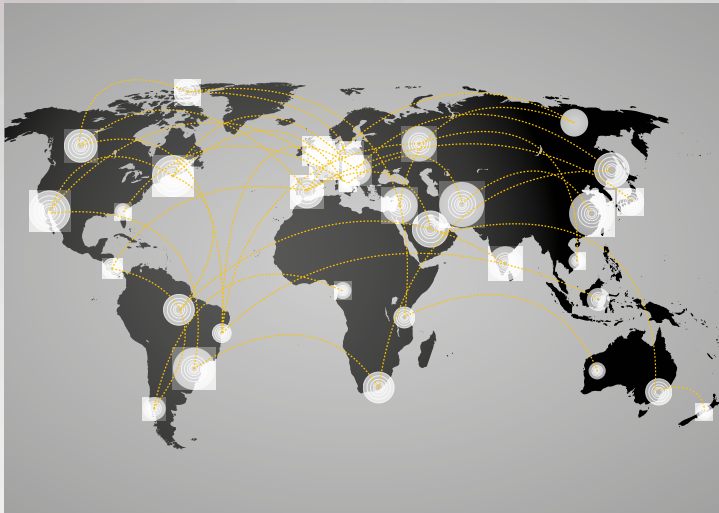




**WE KNOW WORK TOOLS**  
**DISCOVER THE REASONS WHY OSA IS**  
**THE RIGHT SOLUTION**





A work of love spanning four generations of our family, the pursuit of designing and delivering technically-advanced, high quality controlled demolition equipment has been our driving force since the early nineties. Our approach has led to safer job sites, facilitated recycling efforts with up to 90% of our demolitions recyclable, drastically cut fuel and labor costs, shortened job times and contributed to waste reduction.

From our inception, we set the highest standards possible for each line we developed, and as a result, we have grown to be a well-respected market leader on a global scale. To this end, we have built a state-of-the-art manufacturing facility specifically to continue to build and improve upon our advanced demolition equipment and technologies. From the systems we build to the world's finest raw materials we use, such as HARDOX and STRENGTH, everything we do is done to allow our clientele to do their jobs better.

Our global reach has been facilitated by our professional and highly competent dealer network.

Our network is comprised of specially trained technicians who are able to provide detailed support services for all your equipment needs worldwide. As our lines expand and evolve, we continually supply training to our dealers so that they may pass on their complete knowledge of all our products to you.

We, and all our partners, strictly adhere to our core values of Integrity, Professionalism, Credibility and Quality. We are passionate about all phases of our company, from the quality of our advanced designs to the quality of our customer service.

Our pride comes from your complete satisfaction.

## OUR PHILOSOPHY

**We work harder, to give you the best.**

Our customers are our partners and our desire is to work towards everyone's benefit.

**Successful business growth for our partners as a result of our products motivates and inspires our values:**

- **Production is Priority**

Our products will increase your efficiency and production, resulting in greater profits for you. Your success challenges us to be better every day and in every way; we do not settle for yesterday's accomplishments. We desire to continue working for your success long into the future.

- **Personalization**

We give our clients particular attention, regardless of the volume of purchases. Our team will gladly attend to your personal requests, giving you individualized guidance based on your needs, and quality after-sales service. Our team is highly trained in both sales and service, so your experience will be seamless.

- **Professional Service**

Our core value is to provide customer service with excellence, diligence and confidentiality. We provide the leading service in the market. Our goal is to meet your needs from the outset; your time is valuable.

- **Pursuit of Progress**

We invest in research and development to maintain our position at the forefront of technology. Our team listens attentively to our clients to implement their needs, constantly looking to improve product standards. Our partnership with you means that our companies progress together.

**Our services include:**

- **Guidance on how to optimize your project productivity**
- **Connections, adapters and bolts to suit your machinery**
- **Professional tool calibration**
- **The best after-sales service with a real guarantee**



All this at no additional cost.

We work harder, to give you the best.



**We manufacture a full line to fit everything from a skid steer or mini excavator, all the way up to the largest/heaviest equipment.**



HYDRAULIC HAMMERS

# HAMMERING OUT ADVANCED DETAILS

# HB SERIES



The HB Series of hydraulic hammers embodies our commitment to not only building great relationships with customers, but listening to them as well. Their input has exponentially grown our expertise, allowing us to continually evolve our hydraulic hammers in ways that fulfill their needs at the highest of levels. From jobsite excellence to breakthrough advances in protecting the hammer, machines, operators and the environment, the HB Series' ability to adapt to demolition's needs allows it to lead the world of demolition. In fact, our hammers have lasted, while performing under conditions specified in our manuals and used properly according to the tasks, over 2,000 hours longer than traditional hammers.

Our hydraulic hammers are full of innovation:

- *The hydraulic integrated system that cancels vein hits, thus avoiding tool, piston and block tool breaks.*
- *They boast the reinforced strength and durability that comes from being manufactured entirely with HARDOX and STRENX.*
- *Two integrated shock absorber systems, one external and one internal, protect the operator from vibrations.*
- *A closed-case enforced with shock absorbers to mute sound levels to below legal limits, thus allowing for work in all cities.*
- *An accident-prevention system that blocks the entrance of external parts into the hammer during use, thus extending the life of the equipment.*



# HAMMERING OUT ADVANCED DETAILS


## HB SERIES LIGHT

HYDRAULIC HAMMERS



### TECHNICAL DATA

HB LIGHT		HB140	HB180	HB250	HB350	HB580
HYDRAULIC BREAKER WEIGHT	<i>Kg</i>	130	180	250	350	580
	<i>lbs</i>	287	397	551	772	1279
HEIGHT WITH THE CHISEL	<i>mm</i>	990	1230	1280	1480	1800
	<i>in.</i>	38.97	48.42	50.39	58.26	70.86
DEMOLITION TOOL DIAMETER	<i>mm</i>	42	55	63	77	92
	<i>in</i>	1.65	2.16	2.48	3.03	3.62
OIL CAPACITY	<i>l/min</i>	15/30	25/50	30/60	50/90	60/100
	<i>gal/min</i>	3,95 / 7,93	6,6 / 13,2	7,93 / 15,85	13,21 / 23,78	15,85 / 26,42
STRIKE FREQUENCY	<i>s/min</i>	700/1400	600/1200	500/1000	400/850	400/850
WORKING PRESSURE	<i>bar</i>	90/120	90/120	100/130	120/150	130/160
	<i>psi</i>	1305 / 1740	1305 / 1740	1450 / 1885	1740 / 2176	1885 / 2321
ENERGY PER STRIKE	<i>joule</i>	190	330	450	750	1300
	<i>ft lbs</i>	140	243	332	553	959
EXCAVATOR TO BE USED	<i>ton</i>	0,8/2,5	2,5/4,5	3/5,5	6/9	7/14
	<i>lbs</i>	1764 / 5512	5512 / 9221	6614 / 12125	13228 / 19841	15432 / 30864






# HB SERIES MEDIUM

HYDRAULIC HAMMERS



## TECHNICAL DATA

HB MEDIUM		HB910	HB1250	HB1500	HB1900	HB2450
HYDRAULIC BREAKER WEIGHT	<i>Kg</i>	900	1200	1450	1850	2400
	<i>lbs</i>	1984	2646	3197	4079	5291
HEIGHT WITH THE CHISEL	<i>mm</i>	2050	2280	2400	2420	2650
	<i>in</i>	81	90	94	95	104
DEMOLITION TOOL DIAMETER	<i>mm</i>	102	127	130	137	152
	<i>in</i>	4.01	5	5.12	5.39	5.98
OIL CAPACITY	<i>l/min</i>	80/110	90/120	100/145	100/155	180/240
	<i>gal/min</i>	21,13 / 29,06	23,78 / 31,70	26,42 / 38,30	26,42 / 40,95	47,55 / 63,40
STRIKE FREQUENCY	<i>s/min</i>	300/700	300/700	350/550	350/600	350/600
WORKING PRESSURE	<i>bar</i>	150/170	150/170	160/180	160/180	160/180
	<i>psi</i>	2176 / 2466	2176 / 2466	2321 / 2611	2321 / 2611	2321 / 2611
ENERGY PER STRIKE	<i>joule</i>	2000	3000	4000	4500	6000
	<i>ft lbs</i>	1475	2213	2950	3319	4425
EXCAVATOR TO BE USED	<i>ton</i>	11/16	15/18	16/22	18/24	24/36
	<i>lbs</i>	24251 / 35274	33069 / 39683	35274 / 48502	39683 / 52911	52911 / 79366



# HAMMERING OUT ADVANCED DETAILS


## HB SERIES HEAVY

HYDRAULIC HAMMERS



### TECHNICAL DATA

HB HEAVY		HB3000	HB4000	HB5000	HB6000	HB8000	HB10000
HYDRAULIC BREAKER WEIGHT	<i>Kg</i>	3050	3800	4800	5800	7400	10000
	<i>lbs</i>	6724	8378	10582	12787	16314	22046
HEIGHT WITH THE CHISEL	<i>mm</i>	2980	3180	3250	4000	4500	5000
	<i>in.</i>	117.3	125.1	127.9	157.4	177.1	196.8
DEMOLITION TOOL DIAMETER	<i>mm</i>	162	177	180	202	205	240
	<i>in.</i>	6.37	6.96	7.08	7.95	8.07	9.44
OIL CAPACITY	<i>l/min</i>	200/260	240/320	260/360	310/390	350/420	450/530
	<i>gal/min</i>	52,83 / 68,68	63,40 / 84,54	68,68 / 95,10	81,89 / 103,03	92,46 / 110,95	118,88 / 140,01
STRIKE FREQUENCY	<i>s/min</i>	250/500	250/500	250/500	250/360	280/350	250/320
WORKING PRESSURE	<i>bar</i>	160/180	160/180	160/190	170/210	170/210	170/210
	<i>psi</i>	2321 / 2611	2321 / 2611	2321 / 2756	2466 / 3046	2466 / 3046	2466 / 3046
ENERGY PER STRIKE	<i>joule</i>	9500	12000	13700	14500	17000	19000
	<i>ft lbs</i>	7007	8851	10105	10695	12539	14014
EXCAVATOR TO BE USED	<i>ton</i>	30/40	38/60	45/70	60/100	65/110	90/140
	<i>lbs</i>	66139 / 88185	83776 / 132277	99208 / 154324	132277 / 220462	143300 / 242508	198416 / 308647



## MULTI-FUNCTIONAL FLEXIBILITY

# GR SERIES GRAPPLES

### Secondary Demolition and Recycling

Our advanced lines of premiere demolition equipment continue to grow: introducing the GR Grapples Series. Built with steel for maximum strength, they are extremely resistant to wear-and-tear while making easy work of handling materials such as wood and bricks. They are also ideal for facilitating recycling. Additional highlights of this exciting new line include:

- A 360° hydraulic rotation to guarantee precision placement.
- A hydraulic cylinder synchronized to a piston rod system for facilitating homogeneous movement.
- Interchangeable blades.



MODEL GR		GR3	GR5	GR7	GR10	GR15	GR20	GR25	GR30	GR40
GRAPPLE OPENING	mm	1050	1140	1650	1760	1885	2025	2200	2400	3000
	in.	41	45	65	69	74	80	87	95	118
GRAPPLE WIDTH	mm	400	500	700	800	1000	1200	1400	1500	1500
	in.	16	20	27.5	31.5	39.5	47	55	59	59
TOOL HEIGHT	mm	800	840	1290	1480	1525	1610	1700	1800	2300
	in.	32	33	51	58	60	63	67	71	90
EXCAVATOR WEIGHT	Ton	2,5/4	4/10	9/14	14/18	17/22	22/30	30/50	35/60	50/65
	lbs	5511 / 8818	8818 / 22046	19842 / 30864	30864 / 48502	37479 / 48502	48502 / 66139	66139 / 110231	77162 / 132277	110231 / 143300
WEIGHT	Kg	250	370	760	1040	1380	1780	2450	2800	3500
	lbs	551	815	1675	2293	3042	3924	5401	6173	7716
OIL PRESSURE	Bar	200	200	250	300	300	300	300	300	330
	psi	2900	2900	3626	4351	4351	4351	4351	4351	4786
OIL CAPACITY	L/min	25	25	50	50	50	50	60	120	150
	gal/min	6	6	13	13	13	13	16	32	40
ROTATION OIL PRESSURE	Bar	20	20	60	60	60	60	60	100	100
	psi	290	290	870	870	870	870	870	1450	1450
ROTATION OIL CAPACITY	L/min	2	2	25	30	30	30	40	40	60
	gal/min	0.53	0.53	6.6	8	8	8	11	11	16
HYDRAULIC ROTATION		360°	360°	360°	360°	360°	360°	360°	360°	360°



# TOP OF THE SCRAP HEAP

## SH SERIES STEEL SHEARS

*Primary, Secondary Demolition*

When it's time to process structures, tanks, pipes, or anything else made from iron or steel, then it's time for the SH Series of shears from OSA Demolition.

Made entirely from Hardox® and Strenx® steels, these shears deliver a superior amount of cutting force, ensuring a fast and efficient job every time.

The SH Series of shears also features:



An innovative pressure relief valve that protects the shear components from damage in overpressure situations.



Reversed hydraulic cylinders and a regenerative speed valve that increases productivity by 30%.



Interchangeable and reversible blades for precision cutting and a long life.



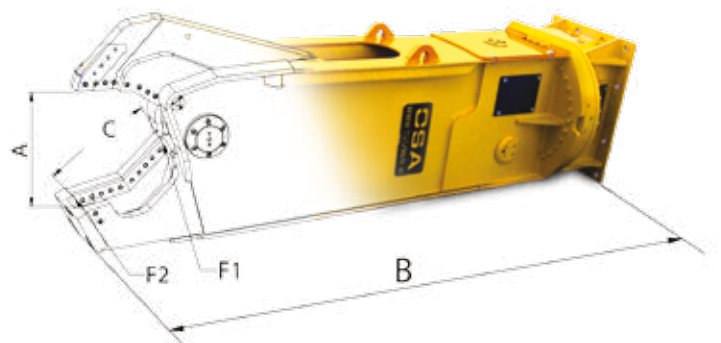
360° degree continuous hydraulic rotation in both directions.



A double register blade guide to ensure precise alignment during stressful cutting conditions.



Need a more capable shear? Under request we manufacture: SH 80 (8 ton), SH 90 (9 ton) SH 100 (10 ton), SH 110 (11 ton) and SH 120 (12 ton).  
**Contact us at [info@osaequipment.com](mailto:info@osaequipment.com)**





MODEL SH		SH6	SH12	SH20	SH25	SH35	SH40	SH55	SH70	SH80	SH100	SH120
<b>OPENING ( A )</b>	mm	365	440	470	550	590	680	800	850	880	920	950
	in.	14	17	18	21	23	26	31	33	34	36	37
<b>LENGTH ( B )</b>	mm	1880	2450	3040	3060	3520	3660	4100	4700	4800	5000	5300
	in.	74	96.5	119	120	138	144	161	185	189	197	209
<b>DEPTH ( C )</b>	mm	240	400	500	510	590	600	690	800	830	900	950
	in.	9.5	15.75	19.7	20.1	23.2	23.6	27.2	31.5	32.7	35.4	37.4
<b>EXCAVATOR WEIGHT BUCKET PLACE</b>	Ton	7/12	12/18	18/30	26/34	34/40	40/50	50/70	70/100	80/110	90/120	100/130
	lbs	15432 / 26455	26455 / 39683	39683 / 66139	57320 / 74957	74957 / 88185	88185 / 110231	110231 / 154324	154324 / 220462	176370 / 242508	198416 / 264555	220462 / 286601
<b>EXCAVATOR WEIGHT BOOM PLACE</b>	Ton	4/7	7/10	14/18	16/22	22/30	26/35	30/45	45/60	50/70	70/90	90/110
	lbs	8818 / 15432	15432 / 22046	30864 / 39683	35274 / 48502	48502 / 66139	57320 / 77162	66139 / 99208	99208 / 132277	110231 / 154324	154324 / 198416	198416 / 242508
<b>EQUIPMENT WEIGHT</b>	Kg	640	1250	2030	2530	3200	3910	5630	6900	7800	9950	11500
	lbs	1411	2756	4475	5578	7055	8620	12412	15212	17196	21936	25353
<b>MAX PRESSURE</b>	Bar	250	310	320	320	320	330	330	330	330	340	340
	psi	3625	4496	4641	4641	4641	4786	4786	4786	4786	4931	4931
<b>OIL MAX CAPACITY</b>	L/min	80/100	150/220	200/220	200/240	240/300	300/350	350/450	350/400	400/500	500/800	700/900
	gal/min	21 / 26	40 / 58	53 / 58	53 / 63	63 / 79	79 / 92	92 / 119	92 / 106	106 / 132	132 / 211	185 / 238
<b>ROTATION OIL PRESSURE</b>	Bar	60	60	60	60	60	60	100	100	100	100	100
	psi	870	870	870	870	870	870	1450	1450	1450	1450	1450
<b>ROTATION OIL CAPACITY</b>	L/min	10	30	30	30	30	30	60	60	60	60	60
	gal/min	2.7	8	8	8	8	8	16	16	16	16	16
<b>HYDRAULIC ROTATION</b>		360°	360°	360°	360°	360°	360°	360°	360°	360°	360°	360°
<b>F1 TIGHTENING FORCE</b>	Ton	210	300	390	500	700	800	1000	1100	1200	1300	1500
	lbs	462971	661387	859803	1102311	1543236	1763698	2204623	2425085	2645547	2866010	3306934
<b>F2 TIGHTENING FORCE</b>	Ton	60	65	90	120	150	165	220	230	240	270	280
	lbs	132277	143301	198416	264555	330693	363763	485017	507063	529109	595248	617294

# EVERYDAY DEMOLITION

## RS SERIES CRUSHER

### *Primary Demolition*

Introducing the RS series. Designed to demolish, made to advance. Where high-quality function merges with highly intelligent materials to produce concrete-crushing machines with an appetite for everyday demolition.


- Entirely made in HARDOX and STRENX.
- Boasts two large cylinders.
- Regenerative installation available in select models.
- Hydraulic Rotation comes standard.
- Continuous, precision 360° rotation in both directions thanks to an integrated hydraulic installations.
- Fast, accurate and efficient jaw positioning in and work condition.
- Ideal for excavators with long arms.
- Equipped with specialty clutch that permits a 360° rotation in both directions; ideal for excavators that do not have a rotation installation.





MODEL RS		RS 200	RS 500	RS 1000	RS 1500	RS 1800	RS 2000	RS 2500	RS 4000	RS 5000	RS 6000	RS 8000	RS 11000
JAW OPENING	mm	250	405	600	710	840	920	1100	1350	1500	1650	1830	2000
	in.	9.84	15.94	23.62	27.95	33.07	36.22	43.3	53.14	59.05	64.96	72.04	78.74
TOOL HEIGHT	mm	840	1020	1700	2010	2300	2300	2700	2800	2850	3000	3200	3500
	in.	33.07	40.15	66.92	79.13	90.55	90.55	106.29	110.23	112.2	118.11	125.98	137.7
BLADE LENGTH	mm	120	140	160	160	220	220	220	260	320	320	320	360
	in.	4.72	5.51	6.29	6.29	8.66	8.66	8.66	10.23	12.59	12.59	12.59	14.17
EXCAVATOR WEIGHT	Ton	1,5/3	4/10	12/16	16/22	22/30	30/40	35/50	36/49	50/65	60/80	80/100	85/130
	lbs	3307 / 6614	8818 / 22046	26455 / 35274	35274 / 48502	48502 / 66139	66139 / 88185	77161 / 110231	79366 / 108026	110231 / 143300	132277 / 176370	176370 / 220462	187393 / 286601
WEIGHT	Kg	210	380	1150	1400	1900	2200	2750	3800	4800	5800	7900	11000
	lbs	463	837	2535	3086	4189	4850	6063	8378	10582	12787	17416	24251
OIL PRESSURE	Bar	220	250	300	310	320	320	320	340	340	340	340	340
	psi	3191	3626	4351	4496	4641	4641	4641	4931	4931	4931	4931	4931
OIL CAPACITY	L/min	20/30	30/50	200/220	220/240	240/280	300/320	300/340	300/380	350/400	380/450	400/500	500/600
	gal/min	5/8	8/13	53/58	58/63	63/74	79/85	79/90	79/100	92/106	100/119	106/132	132/159
ROTATION OIL PRESSURE	Bar		20	60	60	60	60	60	60	100	100	100	100
	psi		290	870	870	870	870	870	870	1450	1450	1450	1450
ROTATION OIL CAPACITY	L/min		1/2	30	30	30	30	40	40	60	60	60	60
	gal/min		0,26/0,53	8	8	8	8	11	11	16	16	16	16
HYDRAULIC ROTATION			360°	360°	360°	360°	360°	360°	360°	360°	360°	360°	360°
BLADE CLAMPING FORCE	Ton	75	80	185	200	230	270	320	330	480	590	740	810
	lbs	165347	176370	407855	440924	507063	595248	705479	727526	1058219	1300727	1631421	1785744
TIP CLAMPING FORCE	Ton	25	25	75	85	95	105	125	130	140	150	190	235
	lbs	55116	55116	165347	187393	209439	231485	275578	286601	308647	330693	418878	518086

# THE INDUSTRY'S STRONGEST GRIP



## MC SERIES

### MULTISYSTEMS

#### Primary and Secondary Demolition

The ultimate expression of functionality and versatility. One tool-multiple heads - Cut, crush, shear and pulverize. The MC Series feature an innovative "PRV" (Pressure Relief Valve) that protects the pulverizer from high pressure. Reinforced strength and durability from being manufactured with HARDOX 400. A reversed cylinder for ultimate rod protection. A fast-action valve. Interchangeable blades. An innovative interchangeable teeth system.

- Entirely made in HARDOX and STREX.
- Boasts two large cylinders.
- Regenerative installation available in select models.
- Hydraulic Rotation comes standard.
- Continuous, precision 360° rotation in both directions thanks to an integrated hydraulic installations.
- Fast, accurate and efficient jaw positioning in and work condition.
- Ideal for excavators with long arms.
- Equipped with specialty clutch that permits a 360\* rotation in both directions; ideal for excavators that do not have a rotation installation.



### SPECIALIZED KITS:



#### CRUSHER KIT

Concrete structures = demolished.



#### UNIVERSAL KIT

Designed for primary and secondary demolition, simultaneously cuts metal bars and concrete.



#### COMBI-CUTTER KIT

Designed for tackling concrete and metallic structures during mixed demolitions.



#### PULVERIZER KIT

A go-to tool for secondary demolition: it separates rods from concrete.



#### SHEAR KIT

The tool for cutting ferrous materials, including structural steel, pipelines, tanks, sheets and ferrous carcasses.



#### SHEET KIT

When precision and finesse are absolutely needed, this is the kit the job requires. From cutting sheets on the ground to demolishing metallic tanks, this kit delivers the confidence to get the job done error-free



MODEL MC		MC5	MC7	MC10	MC15	MC18	MC24	MC30	MC40	MC55	MC80	MC110
JAW OPENING	mm	410	525	670	710	800	850	920	1150	1300	1700	1900
	in.	16.15	20.7	26.4	27.95	31.5	33.5	36.2	45.28	51.18	66.93	74.8
TOOL HEIGHT	mm	1020	1446	1680	1900	2050	2200	2420	2600	2850	3200	3500
	in.	40.2	56.9	66.1	74.8	80.7	86.6	95.3	102.4	112.2	126	137.8
EXCAVATOR WEIGHT	Ton	4/8	7/11	12/15	14/19	21/28	26/36	30/38	36/50	50/70	80/100	85/130
	lbs	8818 / 17637	15432 / 24251	26455 / 33069	30865 / 41888	46297 / 61729	57320 / 79366	66139 / 83776	79366 / 110231	110231 / 154324	176370 / 220462	187393 / 286601
BLADES TIGHTENING FORCE	Ton	80	125	185	200	230	310	325	330	500	720	760
	lbs	176370	275578	407855	440924	507063	683433	716502	727525	1102311	1587328	1675513
TIPS TIGHTENING FORCE	Ton	25	50	75	85	95	110	125	130	150	190	230
	lbs	55116	110231	165347	187393	209439	242508	275578	286601	330693	418878	507063
EQUIPMENT WEIGHT	Kg	400	720	1000	1400	1900	2450	3120	3800	5200	7800	10800
	lbs	881	1587	2204	3086	4188	5401	6878	8377	11464	17196	23810
MAX PRESSURE	Bar	250	300	300	320	320	320	320	320	340	340	340
	psi	3625	4351	4351	4641	4641	4641	4641	4641	4931	4931	4931
OIL MAX CAPACITY	L/min	30/50	140/180	150/160	200/240	220/260	240/300	240/300	300/350	300/380	400/500	500/600
	gal/min	7 / 13	37 / 48	39 / 42	58 / 63	58 / 68	63 / 79	63 / 79	79 / 92	79 / 100	106 / 132	132 / 158
ROTATION OIL PRESSURE	Bar	20	60	60	60	60	60	60	60	100	100	100
	psi	290	870	870	870	870	870	870	870	1450	1450	1450
ROTATION OIL CAPACITY	L/min	2	25	30	30	30	30	30	30	60	60	60
	gal/min	0.53	6.6	8	8	8	8	8	8	16	16	16
HYDRAULIC ROTATION		360°	360°	360°	360°	360°	360°	360°	360°	360°	360°	360°
CRUSHER KIT WEIGHT	Kg	76	175	250	360	420	780	820	950	1400	2580	3500
	lbs	167	386	551	793	925	1719	1808	2094	3086	5688	7716
OPENING ( A )	mm	410	525	670	710	800	850	920	1150	1300	1700	1900
	in.	16.15	20.7	26.4	27.95	31.5	33.5	36.2	45.28	51.18	66.93	74.8
POLVERIZER KIT WEIGHT	Kg	100	250	310	420	500	820	850	1250	1620	2800	3800
	lbs	220	551	683	926	1102	1808	1874	2756	3571	6173	8378
OPENING ( A )	mm	310	500	600	680	800	830	900	980	1100	1600	1800
	in.	12.2	19.7	23.6	26.8	31.5	32.7	35.4	38.6	43.3	63	70.9
SHEAR KIT WEIGHT	Kg	92	180	240	400	430	700	780	1100	1580	2000	2500
	lbs	203	397	529	882	948	1543	1720	2425	3483	4409	5511
OPENING ( A )	mm	340	270	350	360	460	510	560	620	700	750	800
	in.	13.4	10.7	13.8	14.2	18.1	20.1	22	24.4	27.6	29.5	31.5
COMBY-CUTTER KIT WEIGHT	Kg			300	430	470	750	780	1150	1350	2550	3750
	lbs			661	948	1036	1653	1720	2535	2976	5622	8267
OPENING ( A )	mm			660	700	770	820	870	1100	1300	1600	1750
	in.			26	27.6	30.3	32.3	34.25	43.3	51.2	63	68.9
IRON KIT WEIGHT	Kg					585	840	950	1200	1645		
	lbs					1290	1852	2094	2645	3627		
OPENING ( A )	mm					220	240	240	240	425		
	in.					8.7	9.45	9.45	9.45	16.73		
UNIVERSAL KIT WEIGHT	Kg			320	430	580	850	900	1150	1650	2600	
	lbs			705	948	1279	1874	1984	2535	3638	5732	
OPENING ( A )	mm			600	680	630	770	800	820	1000	1400	
	in.			23.6	26.8	24.8	30.3	31.5	32.3	39.4	55.1	

## A PULVERIZING LEVEL OF HIGH QUALITY

# RV SERIES

ROTATING PULVERIZER

### Primary, Secondary Demolition and Recycling

The RV Series - the specialists in the field of primary and secondary demolition. Manufactured specifically with HARDOX 400 for maximum wear and tear resistance, the RV hydraulic rotating pulverizers come equipped with a regenerative circuit for ultra responsive opening and closing of their powerful jaws. The RV series is further strengthened by a hydraulic rotation (360\*) that allows maximum precision for pulverizer placement in any working condition.

- Featuring an innovative "PRV" (Pressure Relief Valve) that protects the pulverizer from high pressure.
- Reinforced strength and durability from being manufactured with HARDOX 400.
- A reversed cylinder for ultimate rod protection.
- A fast-action valve.
- Interchangeable blades.
- An innovative interchangeable teeth system.



MODEL RV		RV6	RV10	RV16	RV20	RV25	RV30	RV40	RV60	RV80	RV110
JAW OPENING	mm	520	630	780	820	910	1040	1130	1280	1350	1720
	in.	20	25	30	32	36	41	45	50	53	68
TOOL HEIGHT	mm	1410	1900	2330	2390	2510	2660	2850	3380	3400	3800
	in.	55	75	92	94	99	105	112	133	134	150
JAW WIDTH	mm	340	380	460	480	480	510	550	570	620	650
	in.	13.4	15	18.1	18.9	18.9	20.1	21.65	22.45	24.4	25.6
BLADE LENGTH	mm	140	160	160	200	240	240	240	240	300	300
	in.	5.51	6.3	6.3	7.9	9.45	9.45	9.45	9.45	11.8	11.8
EXCAVATOR WEIGHT	Ton	7/12	9/15	15/20	18/26	24/32	30/40	38/55	50/80	70/90	90/120
	lbs	15432 / 26455	19842 / 33069	33069 / 44092	39683 / 57320	52911 / 70548	66139 / 88185	83776 / 121254	110231 / 176370	154324 / 198416	198416 / 264555
WEIGHT	Kg	600	1050	1610	1900	2580	3040	3780	5610	7800	9950
	lbs	1323	2315	3549	4189	5688	6702	8333	12367	17196	21936
OIL PRESSURE	Bar	250	310	320	320	320	320	320	320	330	340
	psi	3625	4496	4641	4641	4641	4641	4641	4641	4786	4931
OIL CAPACITY	L/min	80/100	180/220	180/220	200/240	250/300	300/350	300/350	300/350	400/500	500/800
	gal/min	21 / 26	47 / 58	47 / 58	52 / 63	66 / 79	79 / 92	79 / 92	79 / 92	106 / 132	132 / 158
ROTATION OIL PRESSURE	Bar	60	60	60	60	60	60	60	100	100	100
	psi	870	870	870	870	870	870	870	1450	1450	1450
ROTATION OIL CAPACITY	L/min	10	30	30	30	30	30	30	60	60	60
	gal/min	2.7	8	8	8	8	8	8	16	16	16
HYDRAULIC ROTATION		360°	360°	360°	360°	360°	360°	360°	360°	360°	360°
BLADE CLAMPING FORCE	Ton	135	150	198	240	310	350	500	540	600	700
	lbs	297624	330693	436515	529109	683433	771618	1102311	1190496	1322774	1543236
TIP CLAMPING FORCE	Ton	40	45	70	80	105	120	140	175	200	250
	lbs	88185	99208	154324	176370	231485	264555	308647	385809	440924	551156



**TRULY GROUND BREAKING**

# FPV SERIES PULVERIZER

*Secondary Demolition and Recycling*

Introducing the rugged and dependable FPV Series. Featuring pulverizers specifically designed for working the ground. This is the first rate solution to all secondary demolition needs. Additionally, this series is perfect for recycling and pulverization work. The FPV series also ease and simplify the charging and transporting of materials.

- HARDOX structures
- Feature a reversed cylinder to protect the rod from accidental hits
- Have interchangeable teeth
- Boast an innovative "PRV" (Pressure Relief Valve) to protect the pulverizer from high pressure
- Productivity is maximized thanks to a regenerative installation within the machine that allows for fast idle movements and maximum strength thrusts in just seconds.
- Interchangeable blades.



MODEL FPV		FPV6	FPV12	FPV17	FPV20	FPV30	FPV45	FPV60	FPV100
JAW OPENING	mm	510	700	815	860	1040	1080	1130	1800
	in.	20	27	32	34	41	42.5	44.5	71
TOOL HEIGHT	mm	1300	1920	2080	2300	2660	2700	2800	3200
	in.	51	76	82	91	105	106	110	126
JAW WIDTH	mm	330	400	460	550	560	600	760	950
	in.	13	15.75	18.1	21.65	22	23.6	29.9	37.4
BLADE D	mm	140	160	200	200	240	240	240	300
	in.	5.51	6.3	7.9	7.9	9.45	9.45	9.45	11.8
EXCAVATOR WEIGHT	Ton	6/10	10/16	16/20	21/29	30/45	40/60	60/80	80/130
	lbs	13228 / 22046	22046 / 35274	35274 / 44092	46297 / 63934	66139 / 99208	88184 / 132277	132277 / 176370	176370 / 286601
WEIGHT	Kg	500	1100	1550	2050	2800	4500	4900	10400
	lbs	1102	2245	3417	4520	6173	9921	10803	22928
OIL PRESSURE	Bar	250	300	320	320	320	340	340	340
	psi	3625	4351	4641	4641	4641	4931	4931	4931
OIL CAPACITY	L/min	80/100	180/220	200/240	250/300	300/350	300/350	400/500	500/600
	gal/min	21 / 26	47 / 58	52 / 63	66 / 79	79 / 92	79 / 92	106 / 132	132 / 158
BLADE CLAMPING FORCE	Ton	130	170	200	240	340	450	490	550
	lbs	286601	374786	440924	529109	749572	992080	1080265	1212542
TIP CLAMPING FORCE	Ton	35	60	75	90	120	145	170	240
	lbs	77162	132277	165347	198416	264555	319670	374786	529109



## GETS OUT OF THE WOODS QUICK

# LIV SERIES

WOOD SHEARS

### Forestry-Recycling

From the forest to wood waste recycling, our hydraulic wood shears are perfect for the downsizing of logs, railroad sleepers, tree stumps and wood demolition waste. The powerful jaws of the LIV series wood shears are built strong to attack even the toughest deforestation job. The LIV series wood shears are made of durable wear-resistant HARDOX and STRENX steels and feature a unique innovative design which allows the shear to perform exceptionally in any hard wood recycling application.

- Constructed entirely with HARDOX and STRENX for superior strength and wear characteristics each unit carries the HARDOX seal of approval.
- Cutting jaw, blade and piercing tips are machined to shape from one solid piece of high tensile HARDOX wear plate to give extended maintenance free service intervals.
- Fully protected O.S.A cylinders provide unparalleled cutting force.
- Piercing tips for optimum performance in the downsizing and splitting of oversize logs and stumps.
- Designed in Australia by Ironbark, Manufacture by OSA with passion.



MODEL LIV		LIV 15	LIV 20
OPENING	mm	790	1000
	in.	31.1	39.3
LENGTH	mm	2830	3500
	in.	111.4	137.8
WIDTH	mm	530	650
	in.	20.9	25.6
EXCAVATOR WEIGHT	ton	14/22	22/30
	lbs	30864/48501	48501/66138
WEIGHT	kg	1510	2100
	lbs	3329	4629.7
OIL PRESSURE	bar	300	300
	psi	4351	4351
OIL CAPACITY	l/min	200/240	240/300
	gal/min	53/63	63/79



## THE PERFECT CUT

# MW SERIES

TREE SHEAR

### Forestry

The MW series is designed to fell high-stem bushes, logs and also for reducing trees. It has a positioning boom and a cutting blade, making it able to position and cut the log. It is able to perform these two functions separately without the help of additional hydraulic connections on the excavator because of an integrated hydraulic system. Two strong cylinders guarantee high productivity standards, especially in the recycling phase of the operation.

#### MW advantages:

- Security
- Productivity
- Waste reuse and recycling



MODEL MW		MW 15	MW 20
OPENING	mm	700	850
	in.	27.5	33.5
LENGTH	mm	2720	3045
	in.	107.1	119.9
WIDTH	mm	520	620
	in.	20.4	24.4
MAX DIAMETER	mm	350	500
	in.	13.8	19.7
EXCAVATOR WEIGHT	ton	12/18	20/30
	lbs	26455/39683	44092/66138
WEIGHT	kg	1350	1750
	lbs	2976.2	3858.1
OLI PRESSURE	bar	300	300
	psi	4351	4351
OLI CAPACITY	l/min	180/200	180/200
	gal/min	47/53	47/53
ROTATION OIL PRESSURE	bar	70	70
	psi	1015	1015
ROTATION OIL CAPACITY	l/min	30	30
	gal/min	7.9	7.9
HYDRAULIC ROTATION		360°	360°

## RESILIENT RESISTENT

# FM SERIES

MECHANICAL PULVERIZERS

### Secondary Demolition Recycling

Mechanical pulverisers OSA FM are extremely fast and strong. They have been designed for pulverizing all the material which derives from the demolition made in the building site and also that material which comes from the demolition of concrete structures, pillars and trellis made on the ground. They are also useful for separating reinforcing rods from concrete.


OSA FM mechanical pulverisers do not need any hydraulic installation because they use the piston pushing force of the excavator penetrating arm.

Fast, strong, powerful and solid they guarantee excellent working results.

Anti-wear steel structure

Interchangeable blades

Interchangeable teeth



MODEL FM		FM20	FM25	FM30	FM40	FM55	FM65	FM95
JAW OPENING	mm	900	1100	1150	1250	1350	1450	1550
	in.	35	43	45	49	53	57	61
TOOL WIDTH	mm	600	690	710	750	810	870	930
	in.	24	27	28	29.5	32	34	37
BLADE LENGTH	mm	200	200	240	240	240	280	280
	in.	7.9	7.9	9.45	9.45	9.45	11	11
EXCAVATOR WEIGHT	Ton	18/22	22/32	32/42	42/60	50/65	60/80	90/100
	lbs	39683 / 48502	48502 / 70548	70548 / 92594	92594 / 132277	110231 / 143300	132277 / 176370	198416 / 220462
WEIGHT	Kg	1000	1400	2000	2500	2800	4000	4900
	lbs	2205	3086	4409	5512	6173	8818	10803

**ALL DAY EVERYDAY**

# BV SERIES

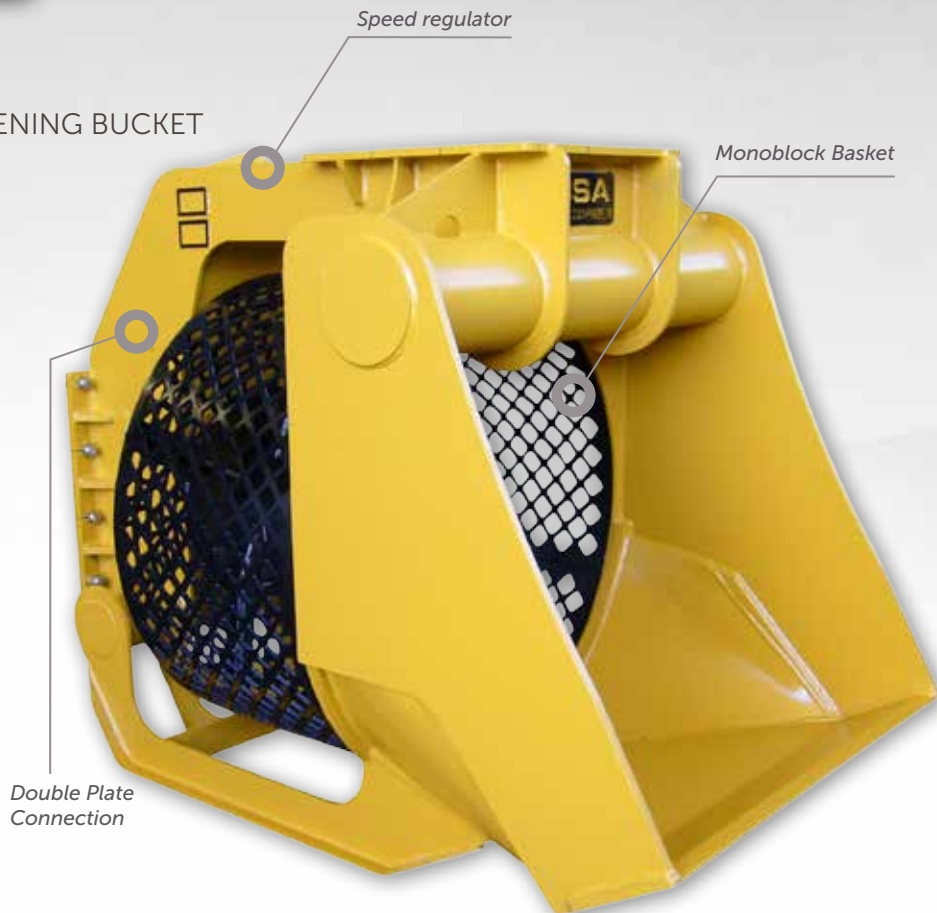
## SCREENING BUCKET

### Secondary Demolition Recycling

The screening bucket OSA BV has the main function of selecting the material during the excavation with the aim to limit the transports and reuse it directly on the job site. Obtaining not only a huge economic advantage but also a favourable environmental impact.

The screening bucket OSA is the ideal attachment to clear stony soils, select stones and gravel in the rivers, clean the beaches, divide the material during a demolition job or select and reuse the raised land to cover pipes and distribution ducting.

Its grids (available in different dimensions) are interchangeable and this permits to obtain material of different dimensions.



MODEL BV		BV 12	BV 16	BV 20	BV 25
WIDTH	mm	1150	1350	1650	1800
	in.	45.2	53.1	65	70.8
LENGTH	mm	1900	2250	2400	2600
	in.	74.8	88.6	94.5	102.3
HEIGHT	mm	1580	1645	2200	2350
	in.	62.2	64.7	86.6	92.5
BASKET DIAMETER	mm	1100	1300	1550	1700
	in.	43.3	51.2	61	66.9
BASKET DEPTH	mm	720	780	850	900
	in.	28.3	30.7	33.5	35.4
EXCAVATOR WEIGHT	ton	13/20	18/26	24/35	31/40
	lbs	28660/ 44092	39683/ 57320	52910/ 77161	68343/ 88184
WEIGHT	kg	1200	1550	2100	2600
	lbs	2645.5	3417.16	4629.7	5732.0
OIL PRESSURE	bar	200/220	200/220	200/220	200/220
	psi	2900/ 3190	2900/ 3190	2900/ 3190	2900/ 3190
OIL CAPACITY	l/min	40/80	40/80	40/80	40/80
	gal/min	10/21	10/21	10/21	10/21
ROTATION	rpm	18/35	18/35	18/35	18/35



# DESIGNING DEMOLITION EXCELLENCE

We are constantly innovating to exceed our customer's worksite expectations. Our complete line of controlled demolition systems and hydraulic hammers is a showcase of engineering ingenuity and excellence.



[www.osademolitionequipment.com](http://www.osademolitionequipment.com)



## CONTACT US

Boss Attachments  
2/113 Wisemans Ferry Rd  
Somersby NSW 2250 Australia

[INFO@BOSSATTACHMENTS.COM.AU](mailto:INFO@BOSSATTACHMENTS.COM.AU)

**1300 116 661**

**+61 2 4340 4783**

**BOSSATTACHMENTS.COM.AU**

## CONTACT US

Boss Attachments  
2/32 Neil Park Drive East Tamaki  
Auckland 2013 New Zealand

[ADMIN@BOSSATTACHMENTS.CO.NZ](mailto:ADMIN@BOSSATTACHMENTS.CO.NZ)

**0800 278 742**

**+64 27 290 8307**

**BOSSATTACHMENTS.CO.NZ**